

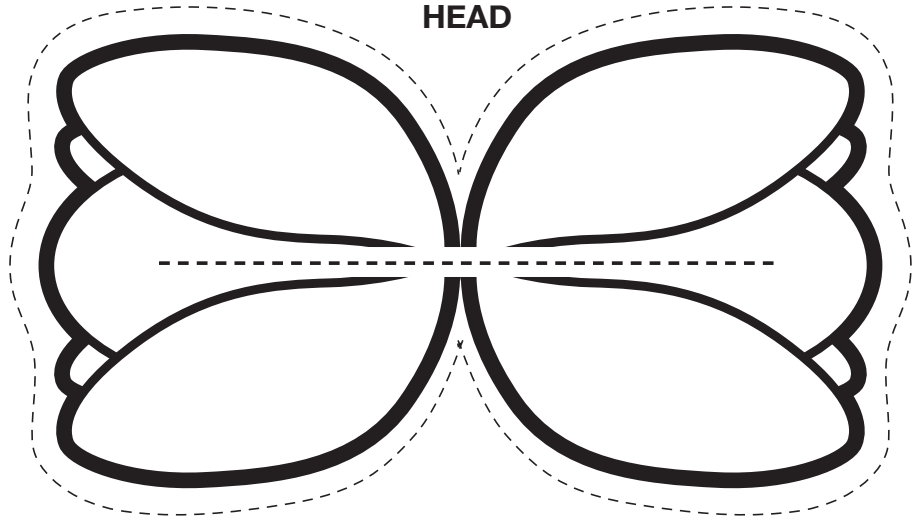
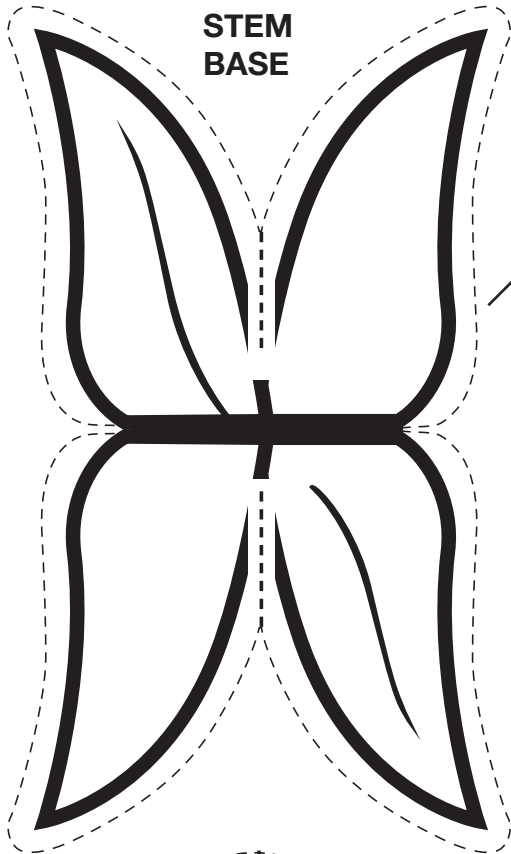


# XL-Stand-up Flower

STEM  
BASE

Add a scripture to the leaf or  
the flower head

FLOWER  
HEAD



## ITEMS NEEDED:

- Print out of this sheet
- Sheet of cardstock paper
- scissors
- colored pencils, crayons, markers, etc.
- glue

## DIRECTIONS:

**Step 1:** Color the flowers/stems. Add a verse (use any verse you like) to the STEM BASE. (ex: Ephesians 2:10)

**Step 2:** Glue the page to a piece of cardstock paper.

**Step 3:** Cut out the pieces on the dotted line.

**Step 4:** Glue the two large flowers together.

**Step 5:** Cut the dotted line on the base and top of the large glued flowers.

**Step 6:** Cut out the STEM BASE and FLOWER HEAD. Fold them at the middle and glue the halves together. After the glue dries cut the dotted in the middle on each part.

**Step 7:** Assemble the parts and share it with someone to brighten their day :)  
Read Philippians 2:3-4